

Scaled data based on original data using  
LM-79-08 Approved Method: Electrical and Photometric Measurements of Solid-  
State Lighting Products

Test Report Prepared for  
Cooper Lighting Solutions  
(formerly Eaton)

Brand: INVUE

Report Number: P141059

Luminaire Tested: **ECM-E01-LED-E1-SL3-7030**

Issue Date: 03/03/2020

**Test Information**

Test Method: LM-79-08  
Report Number: P141059  
REPORT IS SCALED FROM IESNA LM-79-08 TEST DATA (P33691)  
Test Lab: INNOVATION CENTER-P3  
Issue Date: 03/03/2020  
Manufacturer: COOPER LIGHTING SOLUTIONS (FORMERLY EATON)  
Product Line: INVUE  
Catalog Number: ECM-E01-LED-E1-SL3-7030  
Description: EPIC CLASSICAL MEDIUM DECORATIVE LED LUMINAIRE  
(1) LIGHTBARS WITH AccuLED OPTICS - TYPE 3 W/ SPILL LIGHT CONTROL  
Light Source: (21) 3000K CCT, 70 CRI LEDs  
Ballast/Driver: -

**Summary**

Lumens per Lamp: N/A  
Luminaire Lumens: 2643.1 lumens  
Efficiency: N/A  
Efficacy: 107.0 lumens/watt  
Luminous Opening: Rectangular (W 0.17' x L: 1' x H: 0')  
IES Classification: Type III - Short - Semi-Cutoff  
BUG Rating: B1 - U0 - G1

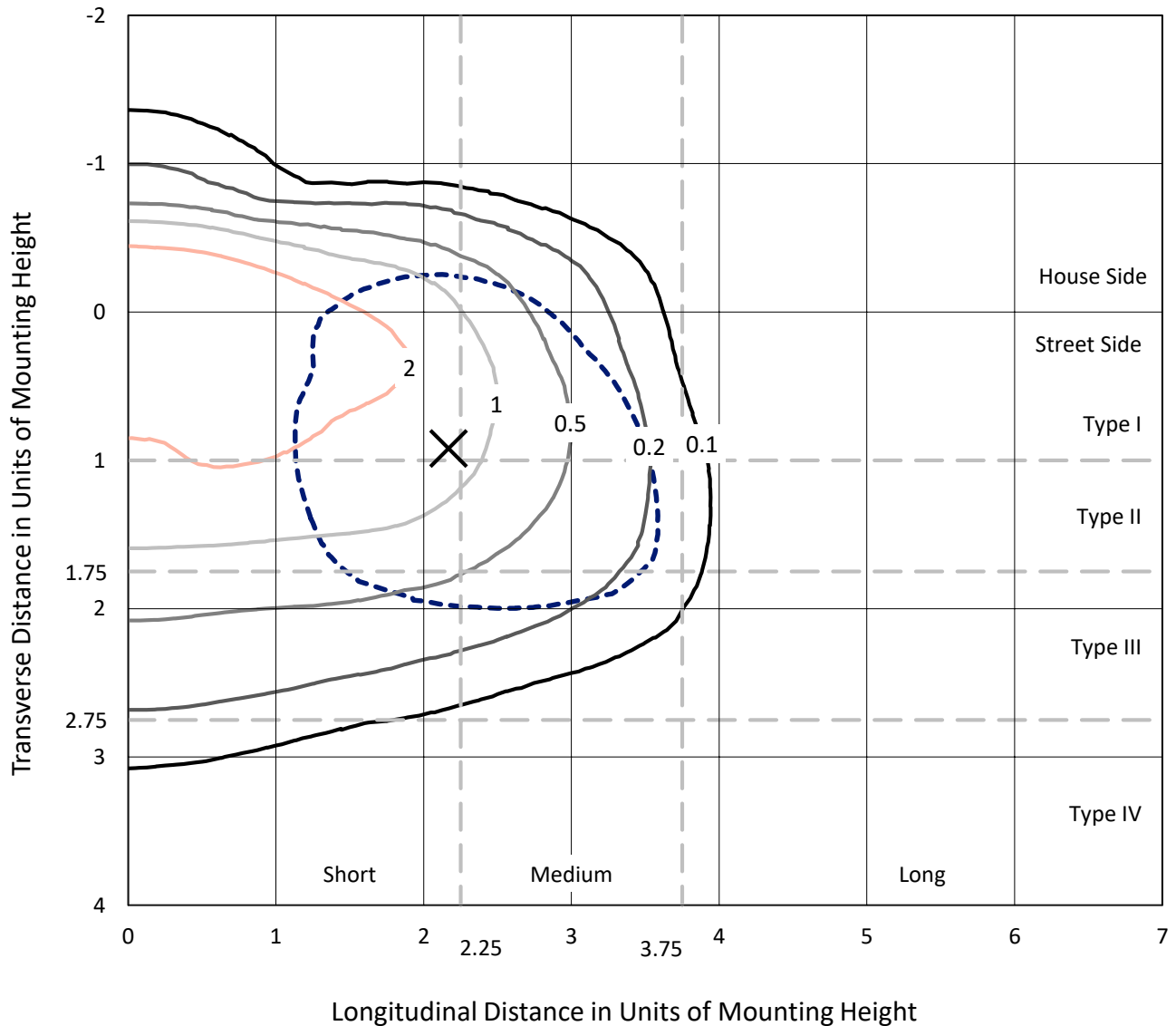
Input Watts (W): 24.7  
Input Voltage (V): NR  
Input Current (Ain): NR  
Voltage Rise (V): NR  
Power Factor: NR  
Total Harmonic Distortion (THDi): NR  
Frequency (hertz): 60  
Stabilization Time: NR  
Operation Time: NR  
Ambient Temperature (°C): NR  
Test Distance: 25 FT



REPORT NUMBER: P141059  
 CATALOG NUMBER: ECM-E01-LED-E1-SL3-7030

### Iso-Footcandle Lines of Horizontal Illumination

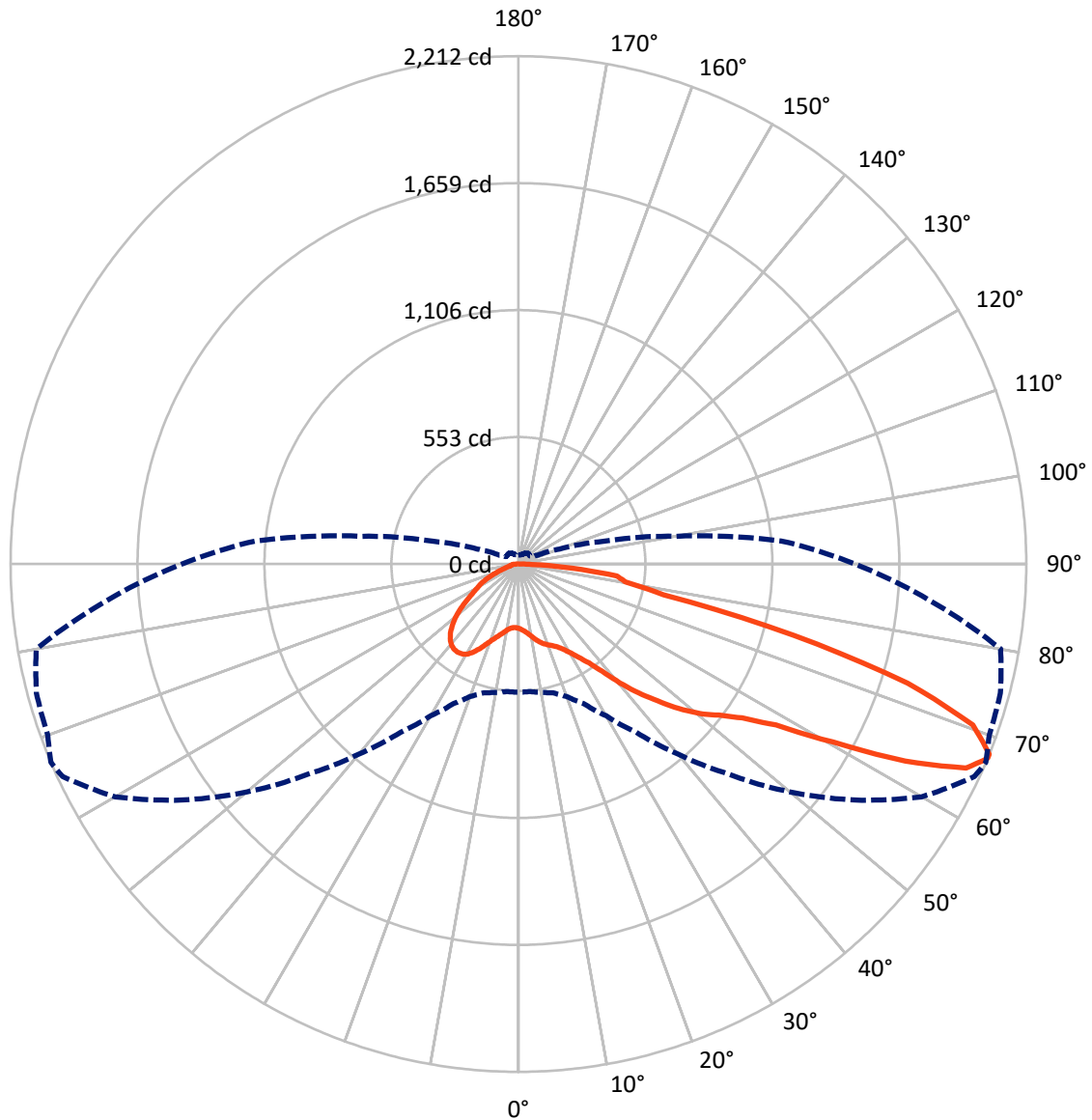
✕ Max cd  
 - - - 1/2 Max cd



Based on 10 foot mounting height. Maximum calculated value = 3.7 fc  
 Type III - Short - Semi-Cutoff

REPORT NUMBER: P141059  
CATALOG NUMBER: ECM-E01-LED-E1-SL3-7030

### Luminous Intensity Polar Plot



— Vertical Plane Through 67-Deg Lateral    - - - Horizontal Cone Through 67-Deg Vertical

REPORT NUMBER: P141059

CATALOG NUMBER: ECM-E01-LED-E1-SL3-7030

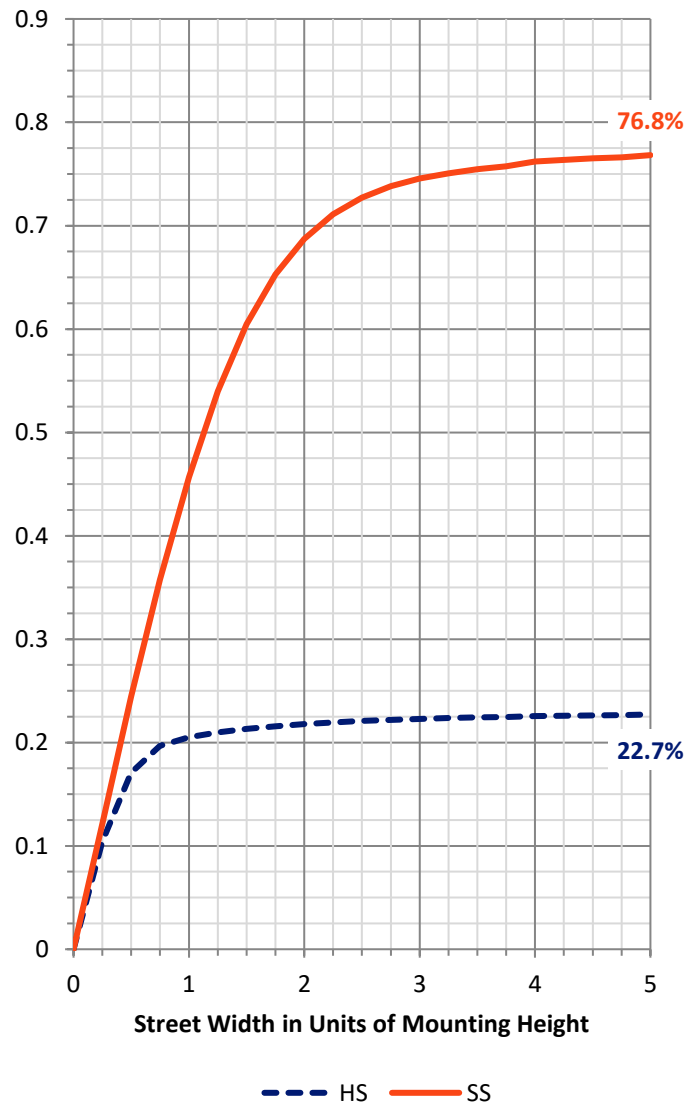
**FLUX DISTRIBUTION:**

		Downward	Upward	Total
<b>House Side</b>	Lumens	608.1	0.0	608.1
	% Fixture	23.0	0.0	23.0
<b>Street Side</b>	Lumens	2035.1	0.0	2035.1
	% Fixture	77.0	0.0	77.0
<b>Total</b>	Lumens	2643.1	0.0	2643.1
	% Fixture	100.0	0.0	100.0

**Coefficient of Utilization**

**ZONAL LUMENS:**

Zone	Lumens	% Fixture
0°-10°	28.1	1.1
10°-20°	97.2	3.7
20°-30°	173.0	6.5
30°-40°	248.7	9.4
40°-50°	379.1	14.3
50°-60°	553.7	20.9
60°-70°	746.1	28.2
70°-80°	366.3	13.9
80°-90°	50.9	1.9
90°-100°	0.0	0.0
100°-110°	0.0	0.0
110°-120°	0.0	0.0
120°-130°	0.0	0.0
130°-140°	0.0	0.0
140°-150°	0.0	0.0
150°-160°	0.0	0.0
160°-170°	0.0	0.0
170°-180°	0.0	0.0
0°-90°	2643.1	100.0
0°-180°	2643.1	100.0



REPORT NUMBER: P141059

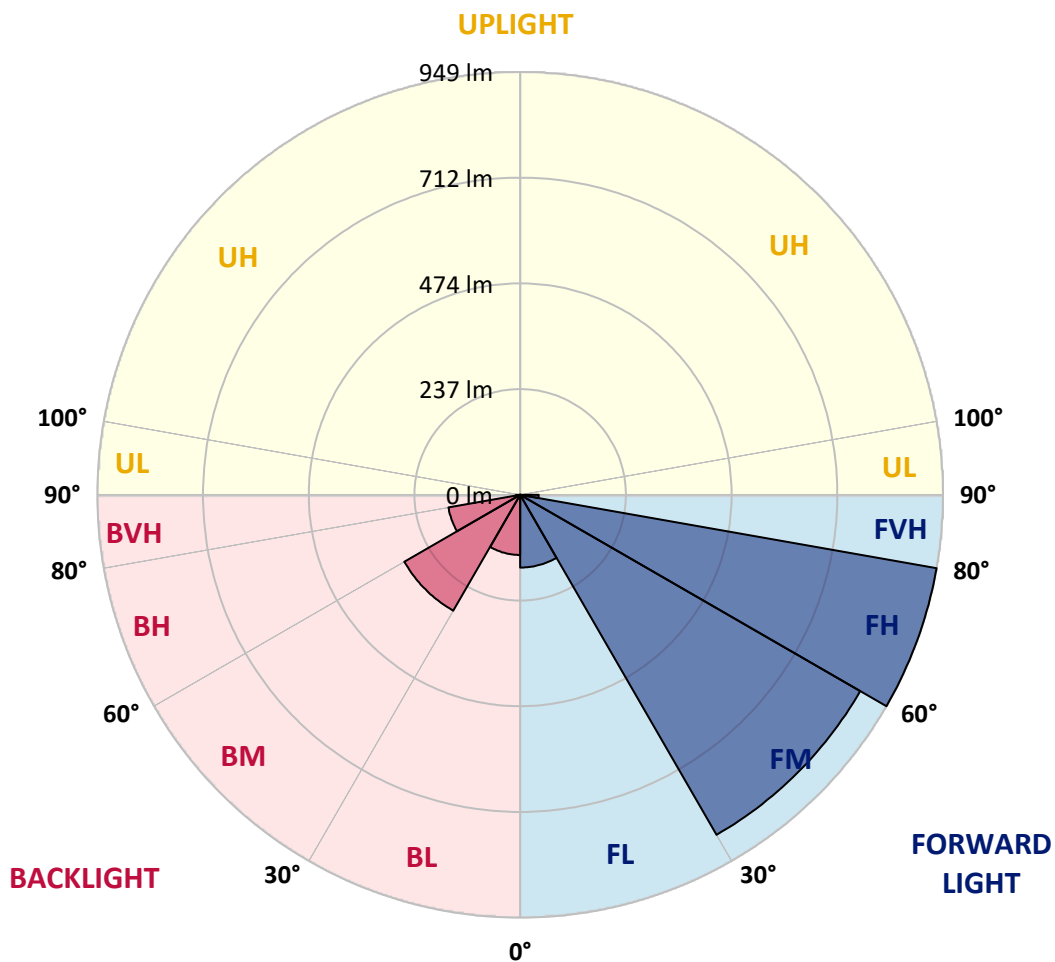
CATALOG NUMBER: ECM-E01-LED-E1-SL3-7030

**LUMINAIRE CLASSIFICATION SYSTEM LUMEN TABLE AND BUG RATING:**

Zone		Lumens	% Fixture	Zone Rating/Lumen Limit		
				B	U	G
FL	(0°-30°)	163.3	6.2			
FM	(30°-60°)	881.2	33.3			
FH	(60°-80°)	948.9	35.9			G1/1800
FVH	(80°-90°)	41.8	1.6			G1/100
BL	(0°-30°)	135.0	5.1	B1/500		
BM	(30°-60°)	300.3	11.4	B1/1000		
BH	(60°-80°)	163.5	6.2	B1/500		G1/500
BVH	(80°-90°)	9.2	0.3			G0/10
UL	(90°-100°)	0.0	0.0		U0/0	
UH	(100°-180°)	0.0	0.0		U0/0	

**BUG Rating: B1-U0-G1**

Type III Short





REPORT NUMBER: P141059

CATALOG NUMBER: ECM-E01-LED-E1-SL3-7030

**CANDELA DISTRIBUTION (FULL):**

	0°	5°	10°	15°	20°	25°	30°	35°	40°	45°	50°
0°	280.4	280.4	280.4	280.4	280.4	280.4	280.4	280.4	280.4	280.4	280.4
2.5°	295.0	293.5	294.7	294.4	293.5	292.3	292.9	292.0	291.4	290.4	289.5
5°	314.2	313.3	312.7	311.8	311.1	310.2	309.6	308.1	306.0	304.5	303.2
7.5°	333.1	332.8	331.9	330.6	328.2	327.6	325.5	323.9	322.1	319.1	316.6
10°	355.3	355.0	353.5	351.6	348.9	346.2	343.7	340.1	336.4	333.7	331.5
12.5°	382.1	380.6	377.5	375.1	372.0	367.8	363.8	359.6	354.4	350.1	347.7
15°	408.9	407.0	404.6	401.3	396.7	390.9	385.1	378.7	370.8	365.3	362.0
17.5°	430.8	429.6	426.8	422.3	417.7	410.7	403.1	394.3	384.5	376.3	371.1
20°	446.6	445.4	441.1	435.7	429.6	421.7	413.4	403.7	392.1	382.1	376.3
22.5°	453.3	451.5	446.6	439.3	431.1	421.4	412.5	404.3	393.7	386.0	380.0
25°	455.5	453.3	446.9	437.8	427.1	414.7	404.6	398.2	391.8	389.1	387.0
27.5°	454.2	452.4	445.4	434.1	419.8	405.2	394.6	390.0	390.3	395.5	397.9
30°	450.0	447.8	441.5	429.0	413.7	397.9	388.5	387.0	394.0	407.0	416.8
32.5°	443.0	441.5	436.3	425.6	411.9	398.2	391.5	394.9	407.0	427.4	444.2
35°	441.1	440.8	438.4	432.6	422.6	413.7	411.0	420.4	440.5	468.5	489.9
37.5°	440.8	442.4	443.6	443.6	441.5	440.8	449.1	462.2	492.0	527.0	561.7
40°	446.9	449.7	455.8	463.7	471.3	482.2	499.0	523.7	554.7	597.3	640.6
42.5°	465.8	471.9	482.2	495.9	515.7	536.1	563.2	594.0	633.9	676.8	719.7
45°	502.6	511.5	519.1	540.7	566.9	590.9	626.3	666.7	710.6	764.5	810.8
47.5°	551.4	557.8	573.6	596.4	628.4	662.8	696.9	732.2	784.9	841.2	897.2
50°	600.1	604.9	621.7	648.5	690.5	728.2	767.2	802.2	847.6	907.3	962.1
52.5°	636.3	643.0	657.6	683.8	731.0	773.9	818.4	857.0	908.2	961.8	1019.0
55°	661.3	665.5	678.9	704.5	748.9	798.0	848.2	895.7	956.6	1017.2	1074.1
57.5°	665.2	669.5	681.7	704.2	747.4	798.9	856.4	914.6	988.2	1068.3	1142.9
60°	660.7	664.0	674.7	693.2	734.0	790.4	858.9	931.9	1022.6	1125.9	1232.4
62.5°	640.3	643.6	653.3	668.6	704.8	765.7	851.5	957.5	1071.7	1201.4	1357.5
65°	601.9	604.0	613.2	625.3	661.9	723.7	818.4	952.3	1110.3	1286.9	1489.1
67°	558.4	557.4	567.8	580.0	613.5	670.4	763.0	894.8	1079.6	1293.6	1544.2
67.5°	545.0	547.4	557.4	566.0	598.5	653.7	742.2	872.6	1053.4	1278.4	1543.3
70°	450.0	454.5	460.0	465.5	494.1	534.6	599.8	725.8	871.9	1085.1	1401.1
72.5°	308.7	299.6	303.5	301.7	310.5	336.1	381.5	492.3	608.3	791.6	1040.0
75°	156.5	166.5	165.3	172.9	185.4	201.5	222.6	264.0	355.0	462.8	643.6
77.5°	87.7	85.2	93.8	95.6	102.9	120.0	157.1	211.6	253.3	297.4	363.8
80°	39.9	44.1	46.9	42.6	44.1	47.8	62.1	97.4	163.8	249.3	286.8
82.5°	22.2	23.7	27.7	28.0	29.2	30.1	32.6	37.8	50.8	102.9	202.5
85°	14.0	14.6	18.6	20.4	21.3	21.3	21.3	22.5	25.9	30.4	52.4
87.5°	5.2	5.5	8.5	11.3	11.6	11.0	10.4	11.9	11.0	11.3	17.0
90°	0.0	0.0	0.0	0.0	0.0	0.0	0.0	0.0	0.0	0.0	0.0



REPORT NUMBER: P141059

CATALOG NUMBER: ECM-E01-LED-E1-SL3-7030

**CANDELA DISTRIBUTION (continued):**

	55°	60°	65°	67°	70°	75°	80°	85°	90°	95°	100°
0°	280.4	280.4	280.4	280.4	280.4	280.4	280.4	280.4	280.4	280.4	280.4
2.5°	288.9	287.7	286.5	286.2	285.3	284.7	283.1	281.9	280.7	279.8	278.9
5°	300.5	298.1	295.9	295.0	293.8	292.3	289.2	287.1	285.3	283.4	281.6
7.5°	313.6	310.5	307.5	306.3	304.5	301.7	298.4	295.9	292.9	290.1	287.7
10°	328.2	324.8	322.4	321.2	319.7	315.7	313.6	309.3	306.0	302.3	299.3
12.5°	344.0	342.5	339.2	337.9	336.4	333.7	330.6	327.0	322.7	318.8	315.1
15°	358.3	355.9	353.8	353.5	352.6	351.0	347.1	343.1	339.5	334.3	331.2
17.5°	367.2	366.3	365.9	365.6	365.0	364.1	362.3	358.0	354.7	350.4	346.2
20°	372.6	373.6	375.1	376.3	376.9	377.5	376.6	372.3	369.0	365.3	361.7
22.5°	378.4	380.9	384.8	386.7	388.8	391.8	391.2	388.5	386.7	382.4	379.6
25°	386.7	391.5	398.2	400.7	404.6	408.6	409.5	408.0	406.1	403.1	403.1
27.5°	400.7	407.7	416.5	421.7	425.6	431.1	432.9	432.0	432.3	430.5	434.8
30°	422.6	432.3	444.2	449.7	454.5	460.9	462.2	464.0	462.8	466.1	471.3
32.5°	455.8	467.9	480.1	485.3	489.6	496.3	500.2	499.0	503.3	505.4	512.7
35°	506.9	519.1	528.5	529.4	534.3	538.0	541.6	540.4	552.0	556.5	560.5
37.5°	577.5	587.9	593.7	591.5	585.8	592.8	597.6	604.9	612.2	620.5	605.9
40°	669.2	685.6	683.2	680.1	669.2	670.7	672.8	676.8	689.0	686.2	644.5
42.5°	756.3	773.0	770.3	766.9	752.3	744.7	750.5	757.5	764.2	738.3	676.2
45°	844.2	859.5	846.4	850.9	837.8	834.5	845.8	849.7	842.1	794.6	703.0
47.5°	935.6	952.0	945.6	941.1	931.6	930.7	937.1	943.2	913.0	835.4	723.1
50°	1005.6	1030.0	1026.6	1023.9	1013.5	1012.3	1027.5	1031.8	977.6	878.6	743.2
52.5°	1059.5	1091.1	1097.2	1093.6	1091.1	1091.8	1135.6	1129.2	1054.3	931.0	766.6
55°	1123.1	1156.0	1178.2	1182.8	1188.9	1197.7	1284.5	1275.0	1160.3	1006.5	791.3
57.5°	1207.4	1268.3	1301.8	1322.5	1339.3	1396.5	1506.7	1470.5	1307.0	1103.9	820.5
60°	1331.7	1452.5	1521.9	1574.6	1607.8	1707.7	1841.3	1708.0	1477.5	1220.8	858.9
62.5°	1531.1	1728.4	1861.1	1890.9	1904.9	1999.9	2095.5	1889.7	1600.5	1298.2	864.9
65°	1724.4	1971.0	2126.0	2143.3	2133.0	2158.6	2185.3	1895.2	1571.9	1261.6	793.7
67°	1792.6	2028.2	2191.1	2212.1	2181.7	2173.5	2132.7	1795.3	1465.0	1149.6	694.5
67.5°	1788.9	2021.5	2190.5	2211.8	2181.7	2168.6	2108.6	1755.2	1423.0	1122.2	675.3
70°	1648.9	1872.4	2060.5	2100.4	2083.7	2048.9	1889.4	1486.6	1179.1	920.7	520.6
72.5°	1338.7	1580.1	1729.3	1773.4	1785.3	1696.1	1407.2	1040.6	850.0	657.9	377.5
75°	898.7	1138.6	1260.7	1238.5	1166.3	1014.4	742.9	548.9	465.8	382.7	233.5
77.5°	509.6	694.8	685.3	647.0	586.1	433.8	210.7	114.2	109.0	127.3	98.9
80°	340.4	428.4	457.6	472.5	469.2	320.9	87.1	44.1	38.1	38.1	37.4
82.5°	284.1	370.2	419.2	432.3	402.8	243.9	52.1	28.9	23.1	25.9	28.9
85°	119.6	186.6	246.9	237.5	188.8	95.0	26.5	15.2	15.2	20.1	25.3
87.5°	28.9	42.9	60.6	58.8	47.2	21.9	13.4	9.4	9.4	15.5	21.9
90°	0.0	0.0	0.0	0.0	0.0	0.0	0.0	0.0	0.0	0.0	0.0





REPORT NUMBER: P141059

CATALOG NUMBER: ECM-E01-LED-E1-SL3-7030

**CANDELA DISTRIBUTION (continued):**

	105°	110°	115°	120°	125°	130°	135°	140°	145°	150°	155°
0°	280.4	280.4	280.4	280.4	280.4	280.4	280.4	280.4	280.4	280.4	280.4
2.5°	278.6	277.4	277.4	276.1	275.5	274.9	274.6	274.9	274.0	273.1	273.4
5°	280.1	278.3	277.4	275.2	274.0	272.8	271.9	271.6	270.0	269.1	269.1
7.5°	285.3	282.8	281.0	278.6	276.1	274.3	272.8	271.9	269.7	268.2	267.9
10°	295.9	292.6	289.8	286.2	282.8	280.4	277.7	276.1	273.7	272.2	271.6
12.5°	311.8	306.9	302.6	297.1	293.2	289.5	288.0	285.6	284.7	283.7	284.1
15°	326.7	320.9	316.9	312.7	308.1	306.0	302.9	302.6	302.9	301.4	301.4
17.5°	341.9	337.3	332.8	331.2	327.0	325.5	323.3	322.1	319.4	316.6	313.3
20°	357.7	355.3	353.5	351.6	350.7	347.1	341.6	335.2	326.4	318.5	311.8
22.5°	378.1	376.6	376.9	375.4	370.5	361.4	348.9	335.5	321.2	308.4	298.4
25°	404.0	405.5	403.7	396.1	382.1	363.5	344.3	325.5	306.6	291.4	277.7
27.5°	436.9	435.7	427.1	407.7	383.6	357.1	332.5	309.9	287.4	269.7	252.7
30°	472.8	464.0	441.8	411.3	377.5	345.6	315.1	288.9	262.7	242.0	222.9
32.5°	509.0	483.8	447.8	407.0	366.9	329.1	295.0	264.3	234.1	211.0	188.8
35°	536.4	495.9	446.9	397.9	350.7	307.5	267.9	229.9	194.8	167.1	144.6
37.5°	561.7	502.6	440.8	383.9	328.5	278.9	229.6	188.5	153.1	125.4	105.9
40°	577.2	502.0	429.0	360.8	297.8	236.9	183.3	141.0	109.9	89.5	78.9
42.5°	586.4	495.6	408.6	330.0	255.4	189.7	135.2	97.1	78.2	69.4	64.5
45°	590.9	481.9	383.3	288.9	204.3	135.5	93.2	70.0	62.4	60.0	58.8
47.5°	588.2	462.8	347.1	242.6	152.2	92.9	66.7	59.1	56.6	55.4	55.1
50°	581.8	437.8	309.0	192.4	108.1	66.7	56.0	53.9	53.0	52.7	52.1
52.5°	572.7	408.3	265.5	149.2	76.7	55.4	52.4	51.5	50.8	49.9	49.6
55°	557.4	371.7	221.0	109.9	61.5	52.4	50.8	50.5	49.3	48.4	47.8
57.5°	539.2	332.8	179.0	86.2	56.6	51.1	50.2	49.9	48.7	47.5	46.3
60°	530.0	305.4	147.4	74.6	55.7	51.8	51.1	50.5	49.0	47.2	45.7
62.5°	507.5	275.8	127.0	70.9	56.9	53.9	53.6	52.4	50.2	48.4	46.0
65°	449.4	234.1	108.1	67.3	58.8	57.2	57.8	56.3	53.9	50.8	46.9
67°	379.6	190.3	91.3	64.5	60.9	61.8	62.7	61.8	57.8	53.3	48.1
67.5°	360.8	177.2	86.8	63.6	61.5	62.7	64.2	63.3	59.1	53.9	48.7
70°	271.3	127.0	68.8	60.3	63.6	67.0	70.0	69.7	65.5	59.1	50.8
72.5°	187.5	86.8	55.7	56.3	61.8	67.9	71.9	73.7	69.4	61.8	52.1
75°	113.0	55.4	46.9	50.8	56.3	62.4	68.8	69.4	64.5	56.9	48.7
77.5°	55.4	39.9	38.7	40.2	45.4	50.5	53.3	49.9	46.9	41.7	38.7
80°	33.5	31.4	30.7	34.1	37.1	36.2	34.1	31.4	29.8	28.6	27.4
82.5°	28.0	28.3	28.9	29.5	28.9	25.6	21.9	20.1	18.9	18.9	19.2
85°	28.6	29.2	26.8	24.7	21.9	18.3	14.9	12.8	13.1	13.4	13.4
87.5°	22.2	21.3	18.9	15.5	12.5	9.1	7.3	6.1	6.7	6.4	7.0
90°	0.0	0.0	0.0	0.0	0.0	0.0	0.0	0.0	0.0	0.0	0.0



REPORT NUMBER: P141059

CATALOG NUMBER: ECM-E01-LED-E1-SL3-7030

**CANDELA DISTRIBUTION (continued):**

	160°	165°	170°	175°	180°
0°	280.4	280.4	280.4	280.4	280.4
2.5°	273.4	273.1	273.4	273.4	273.7
5°	268.5	267.9	267.9	268.2	268.2
7.5°	267.3	266.7	266.7	267.0	266.7
10°	271.6	271.3	271.9	271.6	271.6
12.5°	284.4	284.4	285.6	286.2	285.6
15°	301.7	301.1	302.0	302.3	302.6
17.5°	311.5	308.7	307.8	308.4	307.2
20°	306.0	301.4	299.6	299.3	297.1
22.5°	290.4	283.7	281.0	279.8	277.4
25°	268.5	260.6	257.0	253.9	252.4
27.5°	242.3	232.6	227.4	225.0	224.1
30°	209.5	200.0	192.4	188.5	187.2
32.5°	172.9	159.2	151.3	146.4	143.1
35°	129.1	116.0	110.2	106.6	102.3
37.5°	93.8	85.9	81.0	78.5	77.6
40°	72.5	68.5	66.1	65.8	65.5
42.5°	62.7	60.9	60.6	60.0	59.4
45°	57.8	57.2	57.5	56.6	56.0
47.5°	54.5	54.2	54.2	53.6	53.3
50°	51.8	51.8	51.5	51.1	51.1
52.5°	49.3	49.6	49.6	49.0	49.0
55°	47.2	47.2	47.5	47.2	47.2
57.5°	45.7	45.4	45.7	45.7	45.7
60°	44.8	44.1	43.8	44.1	44.1
62.5°	43.8	42.9	42.6	42.6	42.9
65°	43.8	42.3	41.7	41.7	41.4
67°	44.1	41.7	40.5	39.9	39.6
67.5°	44.1	41.4	39.9	39.6	39.3
70°	44.1	40.2	38.1	36.5	36.5
72.5°	43.8	39.0	35.6	34.1	33.5
75°	41.7	36.8	33.8	32.0	31.4
77.5°	35.0	32.0	30.4	28.9	28.6
80°	26.5	25.0	23.7	20.4	18.9
82.5°	18.9	18.0	15.8	14.6	13.7
85°	13.4	12.5	11.6	10.4	10.4
87.5°	7.3	7.0	6.7	6.1	5.5
90°	0.0	0.0	0.0	0.0	0.0

(END OF REPORT)